



Sandringham

SHUTTERS BROCHURE



INNOVISION Limited

INTERIOR SOLUTIONS

Visit us @ www.innovision.je or call us to arrange a visit on 01534 507914





Sandringham

Sandringham shutters are an inspired collection of contemporary styles, shapes and finishes.

Every shutter is made-to-measure to reflect the individual architecture of your window, from the size of the louvre right down to the colour of the hinge.

Our shutters come in a variety of beautiful colours, as well as stained and colour matching options. Whether your style is vintage charm or contemporary minimalism, or anything in between, Sandringham shutters will make an instant impact within your home.

-  Privacy
-  Light control
-  Noise reduction
-  Insulation
-  Bespoke

Contents

- 04 Shutter Solutions
- 09 Our Collections
- 20 Finishing Touches
- 22 Colours
- 23 Custom Colour Service

Shutter Solutions

Shutters can be made to cover all or part of the windows, and can open in a variety of ways depending on your needs.

Full Height

A popular, contemporary choice of shutter that covers the full window and each panel opens from top to bottom.

The louvres can be separated by a mid-rail or split controls for more control over light and privacy.



Tier-on-Tier

The top and bottom panels of this style shutter operate independently offering full flexibility over light and privacy.

Shaped

Make the most of original architecture or awkward shaped windows with shutters that fit almost any shape. We have solutions for portholes, arched, angles and more.



Tracked

Perfect for large glass expanses or doors, these shutters slide on a track to give easy access. Ideal for bi-fold, French or patio doors and larger windows.



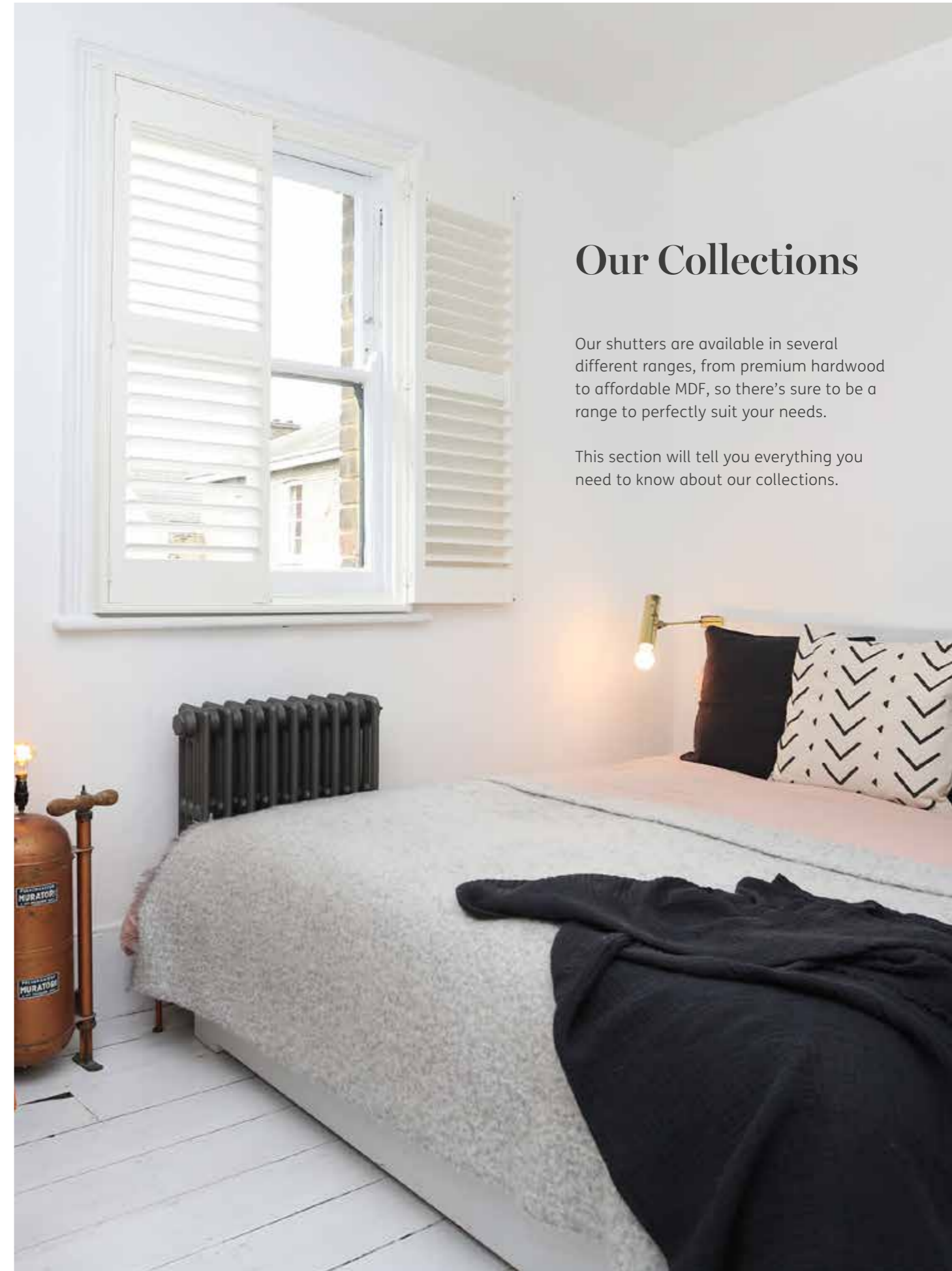
Café Style

A stunning look that brings a continental feel to your home. Panels cover only the bottom half of your window, which allows the light to pour in, whilst maintaining privacy.



Solid

With solid panels instead of louvre, these shutters offer full coverage over your windows. Ideal for blocking out light and sound as much as possible.



Our Collections

Our shutters are available in several different ranges, from premium hardwood to affordable MDF, so there's sure to be a range to perfectly suit your needs.

This section will tell you everything you need to know about our collections.

Classic

One of our most popular and affordable ranges, this reliable and tough shutter is made from polymer coated MDF, making it extremely hardwearing and durable.



Available in a range of 9 painted finishes, including whites, creams and greys.





Cleveland

Combining the affordability and durability of MDF frames with ABS louvres, a moisture and heat resistant plastic, makes this range the perfect choice for wide windows where a bigger panel size is required. It also enables you to choose this shutter for simple shapes such as arches or triangles.



Available in a range of 23 painted finishes, including contemporary greys, fresh whites and classic creams and browns.



Marchwood

A real wood shutter at an affordable price. This range combines hardwood panels and louvres with sturdy MDF frames, which means you'll get a premium hardwood finish for a more affordable price.



Choose from 23 smooth painted finishes in a range of whites, creams, browns and greys.

Shutters are inherently child safe – no need for cords or chains.

Vienna

This hard-wearing range is constructed of ABS which is heat and moisture resistant, making this the only choice for steamy bathrooms and wet-rooms. Stylish and practical, the ABS construction also makes the shutters ideal where larger panels are required.

With 23 colours to choose from including contemporary greys, bright whites and subtle creams.



Kingston

This luxury range is constructed from premium hardwood and boasts several exclusive options. Choose this range if you'd like solid panelled shutters, or if you have a tricky shaped window to work with such as portholes, angles and even hexagons.

This range has 23 smooth painted finishes and 22 beautiful wood stains allowing the natural beauty of the hardwood to shine through.

This range has the added benefit of our custom colour service, allowing you to match to specific paint colours, to fit in with your décor seamlessly.



Finishing Touches



It's all in the detail when it comes to creating your bespoke shutters – and there's plenty to choose from.

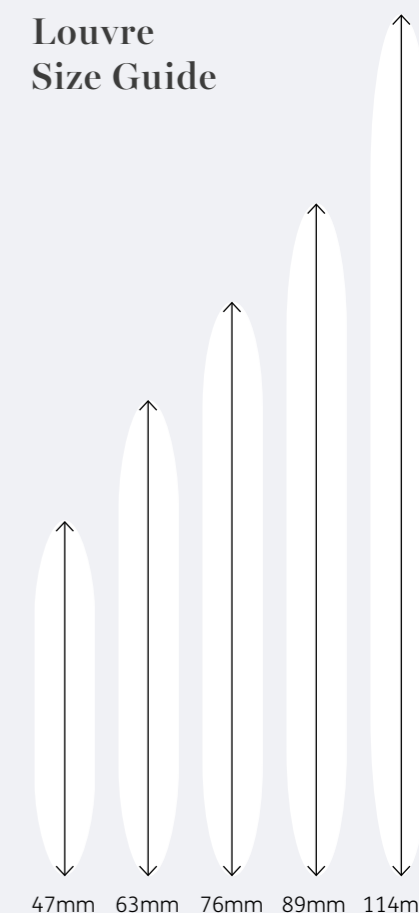
Louvre Sizes

Our louvres are available in five different slat sizes (47mm, 63mm, 76mm, 89mm, 114 mm). Louvres need to be chosen in proportion to the size of your window.

As a rule of thumb, the wider the slat, the more light comes in. Larger slats work better for bigger windows and give a contemporary look.



Louvre Size Guide



Tilt Option

Opening and closing your louvre slats can be done both with and without tilt rods. Tilt rods can run down the centre of the shutter panel and are used to move the louvres, or they can be offset to one side to give a sleeker finished look.

Alternatively, you can opt for our Easy Tilt option – simply open and close any of the slats with your finger tip and the rest will follow.



Colours


All ranges



Cleveland, Marchwood, Kingston & Vienna



Kingston Stained



Custom Colour Service



If you can't find the colour you're looking for within our standard range, simply send us a sample and we'll colour match your shutters.